

ONS3

An adventure brought to you by
Bill Webb of Necromancer Games.



One Night Stands

— Spire of Iron and Crystal —

By Matthew J. Finch

**SWORDS &
WIZARDRY**



**FROG GOD
GAMES**

Credits

Author

Matthew J. Finch

Developer

Greg A. Vaughan

Producer

Bill Webb

Editor

Greg A. Vaughan

Layout and Production

Charles A. Wright

Front Cover Art

Rowena Aitken

Interior Art

MKUltra Studios

Cartography

Robert Altbauer

New Monster

Sean Wills

Playtesters

Jason Crone, Russel “Grim” Cone



**FROG
GOD
GAMES**

**TOUGH
ADVENTURES
FOR TOUGH
PLAYERS**

©2011 Bill Webb, Frog God Games and Matthew j. Finch. All rights reserved. All rights reserved. Reproduction without the written permission of the publisher is expressly forbidden. Frog God Games, Frog God Games. and the Frog God Games logo, One Night Stands: Jungle Ruins of Madaro-Shanti is a trademark of Frog God Games and Scott Casper. All rights reserved. All characters, names, places, items, art and text herein are copyrighted by Frog God Games, Inc. The mention of or reference to any company or product in these pages is not a challenge to the trademark or copyright concerned.

Table of Contents

Introduction	p. 4
Top Level	p. 5
Second Level	p. 10
Third Level	p. 15
Fourth Level	p. 18
Legal Appendix	p. 21

Introduction

Spire of Iron and Crystal

Introduction

This module was written for play at GenCon 2009, as an introduction to old style free-form adventure gaming. It uses the Swords & Wizardry Core Rules, which are available as a free .pdf file at the game's website, www.swordsandwizardry.com. Swords & Wizardry is a "retro-clone" game, mirroring the rules of the original 1974 fantasy roleplaying game written by Gary Gygax and Dave Arneson. This original edition, which consisted of three booklets and four supplements, is often referred to as "0e." There are actually two versions of Swords & Wizardry: the WhiteBox version uses only material from the first three booklets, and the Core Rules (used here) make use of some, but by no means all, of the material from the four supplements.

Background

For centuries, out in the wilderness beyond civilization's reach, there has stood an enigmatic tower known as the Spire of Iron and Crystal. It is a bizarre and ancient structure; four massive, egg-shaped crystals are mounted into a twisting, ornate structure of rounded metal girders, one crystal at the top and the other three mounted lower down. Moving lights seen inside the huge crystals suggest that they are hollow and even inhabited, but no one has ever discovered the secret of how to enter them. This is not surprising, for the tower is located on a broad stone ledge halfway up a sheer cliff face, the glassy walls of which have killed several adventurers who attempted to climb down to the tower almost a hundred feet below.

Over the course of the last few months, with considerable effort and some highly questionable methods, the adventurers have assembled quite a bit of information about the Spire – things not widely known, even among the wisest sages of the lands. Most importantly, they believe they know how to enter the structure safely. Once per year, the sun shines through an ancient runestone at the edge of the great cliff upon which the Spire stands; for a period of three days when the stars are aligned with the runestone, an invisible causeway manifests, connecting the highest crystal of the tower with the edge of the cliff, far above. According to the party's information, it is only during the first hour of evening, while the sun is visible through the runestone, that the ramp remains in being.

This information promises to allow the party access to the riches of the tower, which are lavishly described in rumor and lore. They have equipped a small expedition and made their way through the trails of the wild borderlands to their goal: the tower and its still-unplundered riches.

Referee Notes

The Spire is an extrusion from the vast, underground dungeons of a powerful wizard of pre-human origin named Iomnogoron (yom-no-GOR-on), originally designed to draw materials from the surface world for his strange projects far below. The invisible causeway between the spire and the cliff is not actually designed to provide a means into the spire – this is purely an incidental effect – the purpose of the causeway was actually to channel energy ("surface-essence") into the Spire for conversion into the unearthly mineral compounds once used for the wizard's magic. Iomnogoron still lives within the bottommost crystal of the Spire, albeit in a horribly transformed shape. His researches into immortality drove him mad centuries ago, and while transforming into his new "immortal" form he went on a rampage, killing all of his minions and destroying much of the arcane machinery in the Spire.

At the bottom of each of the huge egg-shaped crystals in the Spire is an open-ceiling system of corridors and rooms, like a maze; the upper portion of the egg is open air, but this area is filled with lightning and crackles with dangerous electrical currents, flashing and often joining suddenly into deadly, arcing bolts of current that persist for minutes at a time. If the electricity is not deactivated (which is possible in some areas for limited amounts of time), anyone putting so much as a hand beyond the top of one of the walls will be struck instantly by one of the electrical arcs, and will sustain 1d6 points of damage if not wearing metal armor (save for half) or 2d6 points of damage if wearing metal armor (save for half). Non-conductive, non-living substances can be reached over the top of the walls, including (for example) a mirror.

Egg-Tanks. In several places, the party will come across egg-shaped tanks slightly larger than a man; most of these are filled with liquid and contain dangerous creatures. However, the tanks can be used as protection against electricity once the critters are removed. Each one weighs only 100 pounds, but they are bulky and will require a couple of people to drag even one of them from place to place. They can also be moved from inside by walking, like a hamster wheel.

Light Conditions. Because of the constant lightning field overhead, the characters will not need a light source unless they enter one of the crawlways. It is also possible for the entire lightning field to be turned off for short periods of time, in which case a source of light would be required in order to see.

Glow-Geodes. Several rooms in the Spire contain glow-geodes, which are about the size of golf balls, and look like rocks except for the fact that there is a flickering blue light shining and flickering inside – visible through the rock exterior. These can't be broken open. They are used as raw material for various machines in the Spire, and will prove very useful to the party if the players think to collect them. The key phrase, which will allow the players to connect the geodes with the machines, is "about the size of a golf ball." Use this phrase to describe the geodes, as well as the holes and funnels in the various machines (don't overdo it, of course).

Treasure in the Spire is roughly equal to three times the experience point value of the monsters that guard it, which is a bit high, but reflects the fact that the Spire has never been plundered ... and that it is quite a dangerous place.

The Adventure Begins

Outside the Spire

The party has already located a safe, easily defended cave in which to establish a base camp, large enough to hold the wagon, horses, and retainers comfortably. The wagon and non-player characters will not be attacked at this campsite.

The spire is located mid-way up a huge cliff of relatively sharp and glassy volcanic rock. It will sever ropes (check every ten feet of climbing, with a 1 in 6 chance for the rope to get cut). The invisible causeway is by far the safest way to approach the tower (other than by flying). It is certainly possible to climb all over the spire using ropes or flying magic, but essentially there are no entrances other than via the causeway or through the secret entrance into the second level. The crystal of the eggs is impervious to any sort of power the characters could possibly bring to bear.

The Invisible Causeway

The causeway only exists in the material world for one hour each evening, and it will appear three times before disappearing again for a full year. It is invisible, and made of a strange, slightly elastic substance. Spikes can be driven through it, and will hold the weight of a person; however, when the causeway vanishes, the spikes will fall to earth. Traveling the causeway can only be done slowly, for it curves unpredictably and has an uneven surface. It takes 20 minutes to cross (only 5 if the traveler can see invisible objects). Running across it will almost certainly cause a character to fall to his death (80% chance to fall each minute, with a 5-minute crossing time required). As the causeway approaches the topmost crystal, its edges begin to curve inward like a spout, eventually folding into a tube about four feet in diameter as it enters the crystal.

Top Level

Access

The top (first) level is reached by means of the causeway, which gradually closes into a tube just as it enters the top of the uppermost crystal egg. It is possible to squeeze out from the causeway and onto the quartz surface of the egg itself. Anyone doing so will find that a small tendril of iron reaches up from the side of the egg to within ten feet of the causeway, and terminates in a hook-like flourish (which can be used to tie off a rope). The tube leads downward for seventy-five feet through the crackling electricity of the egg's upper atmosphere and down to the safer environs of the open-topped maze at the bottom. There are no handholds, and the tube is extremely slippery. If the adventurers try to drive spikes through the tube once inside the egg, the spikes will become charged with the electricity of the egg's upper lightning fields, and will deliver a shock of 1d6 hit points if touched directly or with any material that conducts electricity. They will still work to hold a rope, but it is much better to tie a rope to the iron hook atop the egg itself if the adventurers explored to find it.

Atop the Crystal

The outside of the topmost egg is smooth quartz. Lower down, it is supported by a tangle of round iron girders, with numerous baroque spirals and flanges. A rope can easily be attached to the flanges lower down, although getting down to them solely by climbing (sliding) down the edge could be dangerous. Tying a rope to the iron hook atop the egg is certainly the easiest way to descend safely, although a rope could also be tied around the causeway. When the causeway disappears, the entrance into the topmost



egg also closes up (although it will not sever a rope), and the only way to enter and exit the Spire will be from the secret door (location 22 on level 2) or the stairs into the dungeons (beyond the edge of the adventure).

Wandering Monsters

Each hour spent in the maze of open-ceiling tunnels has a 1 in 6 chance of attracting a wandering monster. Roll 1d4 to determine the type of monster:

1. **Slitherrat (1)**
2. **Lightning lampreys (1d4)**
3. **Giant fire beetles (light glands are blue rather than red) (1d4)**
4. **Giant worker ants (mottled blue and white) (2d6)**

Giant Worker Ant: HD 2; AC 3[16]; Atk Bite (1d6); Move 18; Save 16; CL/XP 2/30; Special: None.


Giant Fire Beetle: HD 1+3; AC 4[15]; Atk 1 bite (1d4+2); Move 12; Save 18; CL/XP 1/15; Special: Light glands.

Lightning Lamprey: HD 1; AC 9[10]; Atk 1 bite (1hp + 1d6 shock); Move (Fly 6); Save 17; CL/XP 1/15; Special: Electrical bite.

Slitherrats: HD 4; AC 5[14]; Atk 1 bite (1d6+1); Move 12 (burrow 9, through crystal 24); Save 13; CL/XP 4/120; Special: Slide through crystal, +1 to hit.

Visibility in the Lightning Field

Visibility in the lightning field is limited to ten feet due to the sudden flashes of light and arcing current unless some sort of dark lens is worn over the eyes. Glass from the egg-tanks will also serve this purpose, although it is not actually dark. For some reason, the lightning field becomes almost invisible when viewed from above, at the very top of the egg's ceiling, and visibility is excellent.



Location Key

1. Entry Chamber

The invisible tube from the top of the crystalline egg (marked as “C” on the map) brings the adventurers through the crackling blue electrical discharges of the lightning field in the egg’s top half, and down into an open-ceiling room. The 10ft high walls of the chamber appear to be made from some sort of irregular, smoky quartz crystal. Overhead, arcs of blue electricity leap and dance viciously, often connecting with the top of the walls for moments at a time. The air is sharp with the smell of lightning, but none of the twisting threads of electrical current seem to be descending any lower than the top of the wall. The three doors leading out of the room are also made of quartz, much darker than the crystalline walls, so as to be almost black. Just underneath the point where the tube enters the room, there is a hole about one foot in diameter, and a fan is whirring about two feet deep inside the hole. There is condensation of some strange kind on the fan – it somehow doesn’t look like water. Beneath the fan, only visible if light is directed inward, the characters can vaguely see a tangle of what looks like tiny crystalline tubes collecting the condensation and disappearing into minute openings in the quartz wall. It is impossible to jam this fan; it has an unearthly strength and sharpness, and will even cut through magical metal that is pushed into its circular path.

2. Teleport Chamber

The southern end of this room contains a ghostly glowing figure; some sort of bipedal shape with its arms upraised. It does not appear to move in any way. Also within the room are six skeletons, whose bones glitter and sparkle in the irregular light. (The mineral-charged internal atmosphere of the egg has caused deposits of quartz to form in and upon the bones; they are more durable than normal skeletons, but can be turned normally by a cleric). They appear once to have been an adventuring party from their armor and ragged clothing, but the style of the armor and weapons is extremely archaic.

6 Fossil Skeletons: HD 2; AC 6[13]; Atk 1 weapon (1d8); Move 9; Save 16; CL/XP 2/30; Special: None.
HP: 15, 12, 10, 8, 8, 7.

Treasure: 2 potions of lightning resistance (reduces damage by 2 points per hit die inflicted, duration 1d6+1 turns); rusty sword with 500gp gem in the pommel; scroll with Knock and Detect Magic; rotted belt pouches containing a total of 50gp, 100sp, and 200cp; rotted backpack in corner containing 1,500sp.

The glowing figure is a teleportal to the second level of the egg. In order to make the teleportal function, a character must stand inside the ghostly shape and raise his arms to match the figure’s posture. The teleportal leads to room 32 on the second level.

3. Empty Room (Trick doors)

Only one of the two doors in this room can be open at any time. If one door is open, the other will not open unless broken down (3 turns). Breaking down a door causes a 2 in 6 chance each turn for wandering monsters to investigate, rather than the ordinary 1 in 6 chance.

4. Trapped Room

This room is designed as a trap; whenever one of the doors is opened and a person walks through, there is a 1 in 6 chance that both doors of the room will slam shut and seal closed for a period of

3 hours before the trap re-sets itself. Escaping over the tops of the walls incurs the normal risk of entering the electrical currents in the egg’s “sky.” These doors cannot be broken down by normal means (other than by use of a Knock spell).

5. Doorway Chamber

This area has nothing of interest other than the door. Characters that look like “ZHA” are engraved in the door (this “ZHA” sign appears in other places, and can serve as a warning if the players are alert).

6. Observation Gallery

This was once an observation chamber, and with the proper command word the crystal between this room and the outside will become transparent for 1 hour if anyone remains in the room more than one turn. The gallery also includes three creatures in liquid filled tanks: one is a metal sea urchin encased in a close-fitting coating of gelatinous material. It floats lifeless in the tank. The content of the second vat is a humanoid, possibly a caveman, but with strange alterations made to its body. The fingers are easily a foot long, with long bones and extra joints, ending in sharp claws. This creature is also dead. The third vat is empty and the crystal is broken. The tanks themselves are of a design similar to that of the tower; twining bars of iron support and climb up the sides of the crystal walls of the egg-shaped tanks, joining in a graceful swirl of iron at the top. Each tank has an entirely different construction; they are obviously not mass-produced in any way. Each of the vats has some ornate little dials at the base, which can be found with minimal inspection. There are three dials, each with the numbers 1 to 3. The egg will open when the combination is set to 1,2,3. It takes one full round to test a combination (you have to wait while the egg makes little whirring noises before it does anything).

7. Supervisor’s Chambers

This room contains a bed and an oddly proportioned chair with a writing desk. There is a strange-looking skeleton upon the floor, covered with what looks like dried glue. Papers on the desk (which are in an archaic language requiring the use of a Read Languages spell to decipher) read as follows: “The master goes mad in his obsession with immortality. He is increasingly preoccupied with melding of bone and other substances he has created in his laboratories. More and more of the resources we collect from the surface are dedicated to these tasks, instead of being assigned to our constructions in the tunnels beneath.” The papers are ancient and crusted in mineral deposits, which make all but this bottom page illegible even with the use of magic.

8. Gelatinous Cube Lair

A gelatinous cube lairs in this room.

Gelatinous Cube: HD 4; AC 8[11]; Atk 1 (2d4); Move 6; Save 13; CL/XP 5/240; Special: Paralysis, immune to lightning and cold.
HP: 18

Treasure: 2 normal swords, 4 head-sized chunks of quartz, one of which bears written carvings, a potion of Fly, a +1 longsword, and a normal helmet. The inscription on the quartz piece can only be deciphered with a Read Languages spell, for it is in a very old language. It reads: “The causeway has closed, and I am trapped here for at least a year if I could even find water and food. Here ends the illustrious adventuring career of Natono of Pirg, betrayed by lesser men. As a gesture of my extreme annoyance at the situation, I shall go and feed myself to the gelatinous cube.”

9. Clean Room

The crystal walls and floor of this room almost sparkle with cleanliness. There are no mineral deposits on the floor, nor is there any dust.

10. Lightning Control Room

There is a large, crank-driven mechanism on the north wall of this room. This machine can be used to turn off the lightning in the top atmosphere for a period of 1d6+1 rounds, but after use it will not function again for 3d6 turns. The crank must be turned continuously while it is in use, or the lightning will resume immediately. (The referee must allow partial movement over the top of the walls during this period, dividing the characters' turn-based movement into rounds). Keep in mind that when there is no lightning, there is no light.

11. Slitherrat Lair

This chamber is the lair of five slitherrats. These monsters can move in and out of the crystal walls without leaving a trace – when they attack, they will take advantage of this ability, moving around behind the party or attempting to surround them, as circumstances dictate. There is a chest in this room, turned on its side and leaning against the wall. It contains the following: 100 pounds of worthless mineral chunks; 3 perfectly round crystalline rocks with what appears to be a flickering blue light shining through the stone (these are glow-geodes, described in the Referee Information section above), a chunk of silver worth 20gp (weighs 200 pounds), a dagger inscribed with archaic language (needs spell to decipher): “To Natono, from the Thieves Guild of Pirg – Good Luck!” The dagger is a –1 cursed dagger, although its effects do not manifest until it has been carried for at least an hour. The chest also contains 20 gems worth 50gp each, and a potion of flying (which looks diluted and only functions for 3d6 minutes).

5 Slitherrats: HD 4; AC 5[14]; Atk 1 bite (1d6+1); Move 12 (burrow 9, through crystal 24); Save 13; CL/XP 4/120; Special: Slide through crystal, +1 to hit.
HP: 28, 20, 16, 12, 8

12. Astrological Formulae Room

There is nothing of particular interest in this room, although the walls are covered with what look like mathematical symbols graven into the quartz.

13. Oozeanderthal Tanks

This room contains three cavemen with huge heads, in egg-shaped, liquid-filled tanks. They have extremely elongated hands and fingers that terminate in wicked claws, and appear to be coated in a layer of slime. These are oozeanderthals, and the egg-shaped tanks are similar to the others found in the Spire, with complicated ironwork that terminates in a graceful loop at the top. They are in suspended animation until party enters, and they have controls in their tanks which allow them to close the door once a few party members are inside. They can make other attacks from inside the tanks. Controls inside the tanks allow each oozeanderthal to do one of three things: (1) pull lightning down into the chamber to strike one person wearing metal armor for 2d6 points of damage (no attack roll required to hit, save for half), (2) cause a blast of electricity from the tank, causing all within 10ft to suffer 1d6 points of damage (save for half), (3) cause the room's door to open or close. Once one of the tanks has called down electricity, it cannot do so again for 24



hours. The oozeanderthals can drain their tanks and emerge if they so choose, although the process takes a full combat round. Note that the tanks can be used by the characters as a way of getting through the lightning, if a way of moving them is found (they weigh only 100 pounds each). The tanks are AC 0[19] to smash, and can sustain 20hp of damage before breaking. Each has dials at the front of the base, allowing for the tank to be opened without damage (combination 1,2,3). Smashed tanks cannot be used to defend against lightning.

3 Oozeanderthals: HD 3; AC 8[11]; Atk 2 claws (1d4); Move 12; Save 14; CL/XP 4/120; Special: Ooze coating causes seizures.
HP: 13, 12, 11

14. Treasure Room

This room contains a variety of promising looking items. There are four vials, covered in dust, lying in one corner (each is a healing potion); a normal mace, a normal shield, a pair of dark lenses, an ivory wand of flying (3 charges) with a tiny pair of wings carved into the handle, and a bag of holding.

15. Slitherrat Lair

This is one of the rooms where slitherrats congregate and sleep. There are 3 present.

Slitherrats: HD 4; AC 5[14]; Atk 1 bite (1d6+1); Move 12 (burrow 9, through crystal 24); Save 13; CL/XP 4/120; Special: Slide through crystal, +1 to hit.
HP: 18, 16, 14

16. Empty

Hundreds of coin-sized circles appear to be carved into the quartz wall of this room. They are actually free-rotating coin-like disks. Whenever anyone moves inside the room, about fifty of the disks will suddenly begin whirring around. These have no significance to adventurers; whatever they once did, they don't function any more other than spinning in response to movement.

17. Technician's Lair

Technician's Lair. This room is the sleeping chamber and base of operations for a Korog Technician, who has come to the surface to collect surface mineral and sun essences while the causeway is open and collecting. He has two oozanderthals with him as servants.

Korog Technician: HD 4; AC 4[15]; Atk by weapon (1d8); Move 12; Save 13; CL/XP 5/240; Special: wand of paralysis (5 charges).
HP 16

2 Oozanderthals: HD 3; AC 8[11]; Atk 2 claws (1d4); Move 12; Save 14; CL/XP 4/120; Special: Ooze coating causes seizures.
HP 13, 12, 11


18. Teleporter

Otherwise empty. The teleportal transports characters to **location 32** in the second level of the Spire. It activates when anyone steps into the ten-foot diameter area marked on the map.

19. Crystalline Tree

A crystalline tree grows here, its top rising into the lightning field itself. Blue light coruscates throughout the trunk and branches of this strange growth in response to the lightning. Toward its base, the tree trunk is studded with mineral growths, almost like the growth of a parasitic moss or fungus; but these pustules glimmer with the warm luster of precious gems. The crystalline tree is a predator, and when it sees the adventurers it will move one of its 8 roots to block the northern passageway so that retreat becomes difficult. Although (unless it is surrounded) the tree will not be able to bring many attacks to bear, it will try to kill and eat the adventurers. If it is being beaten, it will try to escape through the crystal walls. Ask the players what part of the tree their characters are attacking, but make it clear to them that attacks against the trunk or branches don't appear to be harming the tree – it must be attacked at the base. There are 12 gems at the base of the tree, worth 100gp each. They are of various types.

Crystalline Tree: HD 5; AC 3[16]; Atk Up to 8 roots (1d6); Move 3; Save 12; CL/XP 6/400; Special: Move through stone and crystal, pin opponents.
HP 22




20. Treasure Room

This room contains a small tree-like structure with several clear glass globes hanging from the branches, all of which appear to contain precious gems. The tree is crystal, has 10 glass globes attached, and each globe contains a selection of four 50gp gems. (2000gp worth of gems in total). The tree and the glass globes are all harmless.

21. Treasure Room

This room contains a large, stylized statue of a wooly mammoth, apparently made of gold. The tusks are made of ivory, and tiny patterns are carved into them. The statue weighs 250 pounds and is worth 2500gp.



Second Level

Access

The second egg can be reached in one of two ways; teleporters in the top level provide one route, but climbing down the side of the tower will also give the players access to a secret door in the side of the crystal. The ledge in front of this door is not visible from the cliff (it is obscured by a twisting “growth” of iron), but examination of the egg’s side from higher up (dangling by a rope from the top of the uppermost egg) will reveal its presence. From the top, it is quite obviously a ledge of some kind – but this is not apparent without a conscious effort to scout out what the sides of the second egg look like from the top.

Like the top level, the atmosphere above the open-ceiling maze of the second level is charged with a fiercely active lightning field. Unlike the topmost egg, the second-level egg contains some crawlways through the quartz, which have ceilings and cannot be entered by running across the top of the maze. These are visible on the map as narrower corridors. **THE CRAWLWAYS ARE NOT LIT.**

Wandering Monsters

Each hour spent in the second level of the Spire has a 1 in 6 chance of attracting a wandering monster. Roll 1d4 to determine the type of monster:

1. Slitherrat (1d2)
2. Lightning lampreys (1d6)
3. Giant fire beetles (light glands are blue rather than red) (1d6)
4. Giant worker ants (mottled blue and white) (2d8)

Giant Worker Ant: HD 2; AC 3[16]; Atk Bite (1d6); Move 18; Save 16; CL/XP 2/30; Special: None.

Giant Fire Beetle: HD 1+3; AC 4[15]; Atk 1 bite (1d4+2); Move 12; Save 18; CL/XP 1/15; Special: Light glands.

Lightning Lamprey: HD 1; AC 9[10]; Atk 1 bite (1hp + 1d6 shock); Move (Fly 6); Save 17; CL/XP 1/15; Special: Electrical bite.

Slitherrats: HD 4; AC 5[14]; Atk 1 bite (1d6+1); Move 12 (burrow 9, through crystal 24); Save 13; CL/XP 4/120; Special: Slide through crystal, +1 to hit.

Location Key

22. Outer Balcony

This area is outside the crystal wall of the egg; it is a quartz outcropping mostly surrounded by twisting growths of iron, and is not visible except from the uppermost parts of the tower. The iron here is made up of bars about three inches in diameter, dividing up into twisting branch-like decorations. A secret door leads into the side of the egg; it is easily (automatically) spotted if anyone looks for it (resembling a circular crack in the crystal), but there is no visible means of opening it. Anyone who tries pulling and twisting on the iron growths of the branch-like “railings” around the outcropping will almost immediately find one that is a lever. When the lever is manipulated, the quartz door evaporates into nothingness, allowing entry. The door cannot be closed once it has been opened.

23. Entry Access

There are four spouts in the wall here that seem as if they’re supposed to pour liquid from the wall. They are dry, and don’t do anything any more. There is a blank piece of parchment stuffed into one of them. If this area is searched for secret doors, the access to the outside will be found automatically. It cannot be opened from the inside; however, if it is opened from the outside it will remain open. This is a relatively important achievement, since it means the party will no longer have to rely upon the causeway to enter the Spire.

24. Ululation Crystals Room

The floor of this room is studded with relatively large growths of mineral deposits, making the floor look somewhat like a sea floor with scattered growths of coral. As soon as anyone enters the room, the crystal growths will begin to make a low but audible humming noise, which has a 1 in 6 chance to immediately summon wandering monsters. More importantly, the humming alerts the ochre jelly in room 26 that some potential prey is nearby. It will wait for a short period of time, then squeeze under its door and start tracking the party.

25. Covered Room with Condensation Grate

This room can only be accessed through the crawlways, for it has a ceiling of quartz about eight feet high. Some sort of water-like fluid is condensed on the wall, and runs down to drain through a grate in the floor. The grate can be removed, and permits access to one of the slide-tubes down to the third level, arriving in location 47.

26. Ochre Jelly Lair

An ochre jelly lives in this room. It generally lies on the floor, looking like an irregularly shaped orange carpet, but when it hears the ululation crystals in location 24 start to hum, it waits a bit and then comes out to track down whatever prey alarmed the crystals.

Ochre Jelly: HD 6; AC 8[11]; Atk 1 acid-laden strike (3d4); Move 3; Save 11; CL/XP 6/400; Special: Lightning divides creature. HP: 26

27. “Trapped” Room

The only visible thing of interest in this room is an empty egg-tank. The floor of the room is trapped: each person stepping onto the floor of this room has a 1 in 6 chance to activate the trap. (Poking the floor from outside with a spear or pole has a 4 in 6 chance to activate the trap, too). When the trap is activated, the room’s floor suddenly shifts upward to leave only five feet of clearance between the floor and the lightning field, blocking entrance to the crawlway. After this, it will move upward one foot per ten minutes until it is even with the top of the wall and anything standing on it is fully exposed to the lightning. It will remain in the fully upright and locked position for one round, and then sink back to its original position. The egg-tank, of course, can be used as protection from the lightning, but only for one lucky person...

28. Invisible Ceiling Room

This room has a force-field ceiling – it cannot be entered from the top, although this isn’t likely to be discovered unless someone tries. The force field is denoted by the dots around the room on the map.

SECOND LEVEL

There is a dark quartz grate, like a drain, in the floor of the room, which leads down to location 49 on level 3 via a tube hollowed out through the interior of one of the round iron girders supporting the Spire.

29. Treasure Storage Room One

There is a transparent crystal treasure chest in this room. It has no handles, no lock, and no latch – it is opened simply by lifting the lid. A scroll case is visible inside. The scroll contains three spells: Knock, Detect Traps, and Fireball. The crystal of the chest itself is very heavy, and the chest weighs 50 pounds despite the fact that its only content is the scroll case. The words “Natono. Cleared. Mule,” are scratched into the crystal on the lid, if anyone examines the chest closely (and they almost certainly will). Note that anyone in this room will attract the lightning bladder in location 30, which will show up in a short amount of time.

30. Lightning Bladder's Lair

A lightning bladder lives in this chamber, and has for hundreds of years, crawling over the top of the wall occasionally to feed on wandering monsters. If there is any activity in Treasure Rooms One or Two (locations 29 or 31) it will climb over the walls to investigate, as it was trained to do over a hundred years ago.

Lightning Bladder: HD 3+3; AC 9[10]; Atk 1 touch (1d6); Move 6; Save 14; CL/XP 5/240; **Special:** Electrical discharges when pierced.
HP: 15

31. Treasure Storage Room Two

This room contains a fossilized skeleton and two transparent crystal chests. The fossilized skeleton has a hand on one of the chests (the one containing the gem). It will not animate unless someone remains in the room for a turn or more. One chest contains a single gem (500gp) and the other contains 450gp. The chest with the gem weighs 50 pounds (due to the weight of the dense crystal forming the chest itself); the chest with the gold weighs 95 pounds. Each chest is trapped, and releases poison gas when opened. However, the gas has weakened with age and the saving throw against the poison is made at +4. Note that the lightning bladder from location 30 will also come to investigate any movement in this room.

32. Teleport Arrival Chamber

All teleports from level 1 arrive here in this chamber. There are three machines on the walls here, each of which is unlit and silent, and has a single gargoyle-like button on its front face. If a gargoyle button is pressed, the machine will begin to hum and clank. If all three machines are turned on, the lightning field overhead suddenly goes out, and all is dark and quiet. The lightning field remains turned off for 1d6 turns. The machines will operate only twice before they must recharge, which takes a full 24 hours. The vertical conveyor in location 33 can be seen from here. The teleportal here can be used to get back to the first (top) level of the Spire, but whether it transports people to location 2 or location 18 is a 50-50 chance determined separately for each traveler.

33. Vertical Conveyor

This room contains a tall structure like a bicycle chain or bulldozer tread that extends upward into the lightning field above. Large containers resembling a bulldozer's shovel blades are mounted upon



it at intervals of about six feet. It is mounted on an ornate metal stand that resembles a huge sawhorse. There is a lever on one side of the massive “sawhorse,” which is stiff and requires two people to move. The lever activates the machine, which will begin the chain moving, cranking the shovel blades upward into the lightning field, and then back down in an endless loop, the shovels swinging to remain upright through the whole journey. That’s all it does.

34. Main Oozanderthal Lair

13 Oozanderthals live in this room, which is strewn with bones and primitive cushions made from slitherat fur. Any battle will likely begin in the crawlway, but some of the oozanderthals will crawl up to the top of the walls and try to cut the party off, attacking them from behind in the crawlway. (The oozanderthals’ slimy coating makes them immune to electrical damage from the lightning field).

Oozanderthals: HD 3; AC 8[11]; Atk 2 claws (1d4); Move 12; Save 14; CL/XP 4/120; **Special:** Ooze coating causes seizures.
HP: 24, 20, 15, 12, 12, 12, 12, 12, 12, 12, 8, 5

35. Empty Room with Floor Circles

Four circles, five feet in diameter have been incised into the floor of this room. These do nothing.

36. Grate and Access to Level 3

Blobs of liquid lightning fall from the lightning field and run down through a big funnel in the floor. They fall every ten minutes, and trickle down through a hollow support bar to a processing area in level three. This is one of the ways down to level three. Unfortunately,

SECOND LEVEL

there's a filtering grate halfway down the tube. It can be broken very easily, but will likely cause the party to get hit by some of the liquid lightning (need to write up how this all happens).

37. Cockatrice Machine Room

This room contains a cockatrice, which (unlike most of the monsters in the crystal) is not immune to lightning and cannot leave its chamber. There is a machine in the room, placed under a steady drip of lightning-charged condensation from the ceiling. The machine has three dials and a metal button on it; the dials are stuck in place by crusted mineral deposits. Pushing the button causes a door at the bottom of the machine to swing open and release whatever creature the machine is currently set to create from the condensed energy; it is currently set on "cockatrice." The machine only has enough condensed energy to make one cockatrice. None of the readings on the dial are in a language that can be understood (the use of Read Languages will reveal that they are: basilisk, blue dragon, giant snake, slithering, and lightning lamprey).

Cockatrice: HD 5; AC 6[13]; Atk 1 bite (1d3 + petrification); Move 6 (Fly 18); Save 12; CL/XP 7/600; Special: bite turns to stone.
HP: 20

38. Empty Room with Maintenance Wands

There are four very ornate staffs in this room, but they aren't useful for anything unless the party needs a metal bar six feet long. One thing about these – if one gets within ten feet of the grate blocking the tube down from room 36, the staff will zap over to the grate, as if by magnetism, and the grate will unlock and open without causing any delay. The staffs are used for maintenance on things that mostly aren't operational any more.

39. Oozanderthal Lair

This room contains 5 oozanderthals. If they are being beaten, some may attempt to flee over the walls to location 34.

Oozanderthal: HD 3; AC 8[11]; Atk 2 claws (1d4); Move 12; Save 14; CL/XP 4/120; Special: Ooze coating causes seizures, immune to electricity.
HP: 14, 12, 10

40. Crane Room

A hook suspended from an extremely thick iron chain hangs down into this room from the obscured heights of the crackling lightning field above. This is a crane, and the hook can be cranked upward and downward from the mechanism in location 45. Any of the egg-tanks can be hooked onto the crane by the loop of iron that is built onto the top of each egg-tank, and these will insulate one occupant from the lightning. Other protections against lightning will also work. From the top of the crystal's interior (after getting through the lower-altitude level of low visibility), it is possible to see the open areas in the crystal maze below. A player map of level 2 is included, in case the party takes advantage of the crane. Note that the crawlways are not visible from the top (or on the player map), since they have ceilings.

41. Crane-Swinging Machine

There is a lever mechanism on the Eastern wall of this room. Pulling the lever causes the chain and hook apparatus (location 40) to swing back and forth, but does not raise or lower it. If this is used

while someone is in the lightning field suspended from the chain, it will not cause problems – but the person up on the chain will have a very unpleasant time of it as the chain begins swinging to and fro.

42. Processing Track

This room contains an oval-shaped track about ten feet across. There is an oddly shaped cart on the tracks, made of crystal and carved with runes. The entire setup is studded and almost covered with what appears to be melted rock, that has hardened on it in patterns like candle wax. Explanation: This mineral-processing apparatus is located under a slow drip of surface minerals that condense at the top of the ceiling far above, then drip down. Over the years, the dripping mineral has hardened upon the non-functioning mechanism that once collected and processed it. The track and cart no longer function in any way, although the cart can be broken loose, removed, and used as an ordinary cart if the characters decide they need one.

43. Pillar-Machine Room

Note that if the characters linger in this room to play with the machine, the phase spider from location 44 will come quietly to investigate the noises. This room contains four glow-geodes lying on the floor. There is a sort of pillar attached in the northwest and southwest corner of the room, with a hole at eye level and a second hole at floor level. The pillar in the northwest corner does not function. However, the pillar in the southwest corner is an operating machine that transforms glow-geodes into various possible products. If a glow-geode is placed into the top hole, it will roll downward and be transformed into something that will roll out of the floor-level hole. Roll 1d6 to determine what the glow-geode is transformed into:

- 1) Glowing sludge that creeps across the floor and then dies.
- 2) +1 mace (followed by +1 sword if rolled again, followed by wand of fireballs with 10 charges)
- 3) Chunk of gold worth 300gp
- 4) A cloak that will absorb 10 points of electrical damage before disintegrating
- 5) A telescoping rod of an unknown metal, about the width of a finger, that can be extended to five feet in length. If this is extended and held vertically, it will suck in lightning in a radius of ten feet, allowing people to move safely within the "shielded" area. This effect lasts for 3 turns, and then the rod is destroyed by the lightning.
- 6) A chunk of crystal with what appears to be a small, living octopus inside. It does nothing, and if the crystal is cracked open, the octopoid will die from exposure to the air.

44. Phase Spider Lair

A phase spider makes its lair in this room, and will come to investigate any noises from location 43. Part of the phase spider's treasure is 4 glow-geodes that can be used in the Spire's machines (either the one in location 43 or the ones found in level 3). Other treasure, which is scattered in the room, includes: 200gp, a gem worth 100gp, a richly embroidered cloak worth 50gp, and a clerical scroll with three Cure Light Wounds spells.

Giant Phase Spider: HD 2+2; AC 6[13]; Atk 1 bite (1d6 + poison); Move 18; Save 16; CL/XP 6/400; Special: lethal poison (+1 save or die), dimension phasing.
HP: 11

45. Cranking Apparatus Room

There is an ornate bronze crank on the wall of this room, attached to a metal chain that disappears upward into the lightning field,

angling toward where the center of the egg's ceiling must be. This is the cranking apparatus for the egg-lifter in room 40, and it can be used to raise and lower the chain which descends into that location. The crank amplifies the strength of anyone using it, so that a single person at the crank can raise almost 1,000 pounds of weight.

46. Chamber of the Luhuloi

Members of a peaceful race from another dimension, the luhuloi, come in and out of the Northwestern wall of this egg, utterly unaware that they are entering and leaving another world. They believe the quartz is a fine mist that blocks off their religious sanctuary underneath the lightning. They are about five feet tall, have light orange skin, and blue hair that runs in a ridge down their spines. They wear loincloths. Although the luhuloi do not understand any language spoken by the adventurers, they will pat them with friendly (webbed) hands and nod wisely at everything they hear. If the party somehow opens communications without language, the luhuloi will try to communicate that the pool in this room has magical properties. To demonstrate, they will throw a gold bracelet (100gp value) into the pool. Inside the pool itself is a dangerous monster with tentacles laden with golden bracelets. If anyone tries sticking a hand or a 10ft pole into the water, it will attack. The total value of the gold bracelets is 3,300gp.

Pool Monster: HD 8; AC 7[12]; Atk 4 tentacles (1d6); Move 6; Save 8; CL/XP 9/1100; Special: None.
HP: 32

Third Level

Access

The third level can only be reached by sliding through metal tubes from locations 25, 28, and 36 - these tubes are the hollow interior of twisting iron girders, part of the complicated structure supporting the four eggs.

Notes: The **third level** is a machine level, used for the processing of surface-essence.

Wandering Monsters

Every 30 minutes spent in the third level of the Spire has a 1 in 6 chance of attracting a wandering monster. Roll 1d4 to determine the type of monster:

1. Slitherrat (1d3)
2. Lightning lampreys (1d8)
3. Giant fire beetles (light glands are blue rather than red) (1d8)
4. Giant worker ants (mottled blue and white) (2d6) and 1d2 giant warrior ants.

Giant Worker Ant: HD 2; AC 3[16]; Atk Bite (1d6); Move 18; Save 16; CL/XP 2/30; Special: None.

Giant Warrior Ant: HD 3; AC 3[16]; Atk Bite (1d6+ poison); Move 18; Save 14; CL/XP 4/120; Special: Poison 2d6 (save for 1d4 only).

Giant Fire Beetle: HD 1+3; AC 4[15]; Atk 1 bite (1d4+2); Move 12; Save 18; CL/XP 1/15; Special: Light glands.

Lightning Lamprey: HD 1; AC 9[10]; Atk 1 bite (1hp + 1d6 shock); Move (Fly 6); Save 17; CL/XP 1/15; Special: Electrical bite.

Slitherrats: HD 4; AC 5[14]; Atk 1 bite (1d6+1); Move 12 (burrow 9, through crystal 24); Save 13; CL/XP 4/120; Special: Slide through crystal, +1 to hit.

Location Key

47. Chute-Access to 25

This room is where the chute from location 25 arrives; the iron girder twists to enter the side of the crystal, and opens out directly to the floor of the room. A young blue dragon (which made its way into the Spire through the top several years ago) has taken a fancy to this chamber and lairs here. It can spit a blast of electric lightning in a line 5ft wide and 100ft long, for 16 hit points (save for half damage). It does not speak or cast spells. If it is frightened, the dragon will fly up into the lightning field, but will keep an eye on the party and (if the adventurers take any of its treasure) attack at an opportune moment. If it was badly frightened and the adventurers do not take its treasure, it will simply avoid them in the future. The treasure is a disorganized scattering of items on the floor: 3 glow-geodes, 600gp, bones representing several skeletons (mainly those of slitherrats and lightning lampreys, but including one or two from oozanderthals), a golden lamp (100gp) a ruby (250gp), and a chunk of silver worth 50gp (weighs 100 pounds).

Young Blue Dragon (8HD): HD 8 (16hp); AC 2[17]; Atk 2 claws (1d6), 1 bite (3d8); Move 9 (Fly 24); Save 8; CL/XP 6/400; Special: spits lightning (16hp, save for half).
HP: 16

48. Chute-Access to 36

This room is where the chute from location 36 arrives, in the same manner as the chute in location 47. In this area, the tube empties into a large crystal bowl with a drain at the side. The drain leads to a pipe that disappears into the northeast wall just behind the bowl. If the characters wait until some of the liquid lightning comes down the pipe, they will see it drop into the bowl, spin around like liquid mercury, and then be sucked into the pipe.

49. Chute-Access to 28

This room is the termination point for the chute down from location 28; the iron tube extends down to the floor, where there is a hole the size of a door. All around the chute, strange geometric shapes have been incised into the floor, leading to the northeast and southeast and then forming two circles of carven shapes almost ten feet in diameter, just at the entry to the corridors (these circles are marked on the map). If a person stands or steps into the north circle, the southern circle will instantly levitate anything on it upward into the lightning field (20ft into the air), at which point the levitation power will stop and allow the person (or thing) to fall back to earth. Between the electrical and the falling damage, this is a fairly dangerous trap. However, it could be used against monsters, even those immune to electricity, just for the falling damage.

50. Teleporter Room

Anyone stepping into the area marked "T" on the map will instantly be teleported to location 56. The transition is so smooth it cannot be felt, and the two rooms are identical.

51. Statue Room

This room contains the statue of a creature that is almost but not quite human. Its head is long and almost like that of an evil-looking horse. It is dressing in the flowing robes of a wizard and it carries an ornate staff. This is a statue of the wizard Iomnagoron before his

THIRD HIGHEST EGG

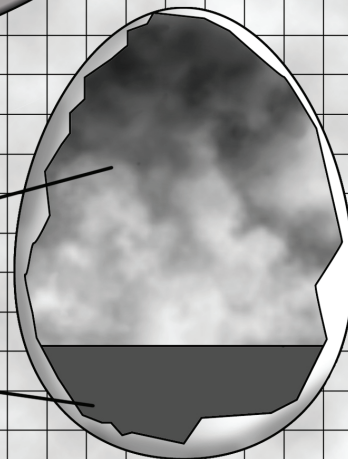
ONE SQUARE = 5 FEET

AUSSENSEITE DES EIES (OUTER SURFACE OF EGG)



ELEKTRISCHER STURM
(ELECTRICAL STORM)

QUARZ LABYRINTH
(QUARTZ LABYRINTH)



self-transformations into an immortal ooze-being were completed. This room is identical to **locations 57 and 65**.

52. Room of Damaged Crystalline Golems

This room contains three crystalline golems, each of them very badly damaged from the battle between Iomnogoron and his minions, after the wizard went mad. The statistics below describe their conditions (one has only one fist, one has reduced hit points, and the third has -4 to hit):

Armless Crystalline Golem: HD 8 (32 hp); AC 3[16]; Atk 1 fist (1d10); Move 6; Save 8; CL/XP 9/1100; Special: Immune to fire and lightning.

Bashed-Up Crystalline Golem: HD 8 (10 hp); AC 3[16]; Atk 2 fists (1d10); Move 6; Save 8; CL/XP 9/1100; Special: Immune to fire and lightning.

Headless Crystalline Golem: HD 8 (32 hp); AC 3[16]; Atk 2 fists (1d10); Move 6; Save 8; CL/XP 9/1100; Special: Immune to fire and lightning. This golem suffers a -4 on its to-hit rolls.

Treasure: The treasure in this room is in a large chest of smoky quartz – it is not transparent enough to see the interior. The chest itself is worth 1,000gp and weighs 100 pounds. Inside is a bag containing 350gp, a second bag containing 3 gems worth 100gp each, and a third bag containing a golden orb studded with gems, worth 1,500gp.

53. Machine Room

This room contains two machines: the one on the southwest wall is lit with a glowing light, and the machine on the northeast wall is dark and inert. The glowing machine is a potion-making machine with a hole on top about the size of a golf ball. There is a spout in the middle, just above a metal plate, and there is a rack of glass bottles (four of them are intact, several others are smashed) beside the machine. There are three small transparent windows in the machine, a blue lever, a red lever. Two of the windows contain numbers (currently “1” and “2”), and the third shows runes which resemble the letters “ZHA.” Pulling the blue lever spins the numbers like a slot machine, the runes identify what the potion maker will make as a result, and the red lever tells the potion maker to make the potion out of a glow-geode (assuming one has been inserted at the top). Every time the blue lever is pulled, whether or not a glow-geode is inside the machine, roll a d4 for each of the number dials. Read the result below to find out what potion this would make (and the corresponding label in the “description” window). Note that the machine will not make a potion until there is a glow-geode in the machine and the red lever is pulled; at this time, the machine will make whatever potion the current dial setting indicates. The blue lever can be pulled as many times as desired, to get the right combination of numbers before pulling the red lever (the players may be aware that “ZHA” is a warning).

- 1,1: *potion of fly* (descriptive runes: “KTHI”)
- 1,2: vial of hemlock poison (descriptive runes: “ZHA”)
- 1,3: *potion of cure light wounds* (descriptive runes: “OAN”)
- 1,4: *potion of resist energy* (electricity), 1d6 turns (descriptive runes: “ATO”)
- 2,1: *potion of cure light wounds* (descriptive runes: “OAN”)
- 2,2: vial of hemlock poison (descriptive runes: “ZHA”)
- 2,3: *potion of cure light wounds* (descriptive runes: “OAN”)
- 2,4: *potion of bull’s strength* (descriptive runes: “LIN”)
- 3,1: *potion of resist energy* (electricity), 1d6 turns (descriptive runes: “ATO”)
- 3,2: vial of hemlock poison (descriptive runes: “ZHA”)
- 3,3: *potion of cure light wounds* (descriptive runes: “OAN”)



- 3,4: *potion of haste* (descriptive runes: “MAR”)
- 4,1: inert liquid (descriptive runes: “IOCTI”)
- 4,2: vial of hemlock poison (descriptive runes: “ZHA”)
- 4,3: *potion of cure light wounds* (descriptive runes: “OAN”)
- 4,4: MACHINE BREAKS (descriptive runes: “ZHA”)

54. Hidden Treasure Room

This room contains hundreds and hundreds of crystallized Neanderthal skulls, piled about a foot deep on the floor. Anyone sifting through them will find that there are several items of treasure in here as well. It will take 5 turns to gather all of it together, with the “find” for each turn being as follows: (1) one of the skulls is gold, weighing 10 pounds and worth 200gp, (2) a rotted leather bag containing 300gp, (3) a wand of cure light wounds with 7 charges, usable by a cleric only, with the command word “Jax” carved into the handle, (4) a scattering of 100gp, (5) a scattering of 10gp.

55. Gelatinous Triangle Lair

This room contains four gelatinous triangles, the result of an experiment in which Iomnogoron bisected two gelatinous cubes into two triangular shapes each. Stairs lead down to location 66 on the fourth level through a broad iron tube.

Gelatinous Triangle: HD 2; AC 8[11]; Atk 1 (2d4); Move 6; Save 13; CL/XP 3/60; Special: Paralysis, immune to lightning and cold. HP: 15, 9, 7, 6

56. Teleport Room

Anyone stepping into the area marked “T” on the map will be instantly transported to location 64. If the teleporter has just been

THIRD LEVEL

used (from location 50), it will begin recharging to move people from here to area 64 (takes 2 turns). During this process, it can continue to accept teleportations from location 50.

57. Identical Statue Room One

This room contains the statue of a creature that is almost but not quite human. Its head is long and almost like that of an evil-looking horse. It is dressing in the flowing robes of a wizard and it carries an ornate staff. This is a statue of the wizard Iomnogoron before his self-transformations into an immortal ooze-being were completed. The room is completely identical to rooms 51 and 64.

58. Korog Technician's Hideout

This room contains another Korog technician, part of the small expedition that is exploring and using the Spire while the causeway is open. This one has been slightly wounded by a trap, and is hiding out in this isolated chamber. He is alert, and will use his wand of paralysis in an attempt to paralyze attackers while they are still atop the walls in the lightning field.

Wounded Korog Technician: HD 4, 10 hit points; AC 4[15]; Atk by weapon (1d8); Move 12; Save 13; CL/XP 5/240; Special: wand of paralysis (5 charges).
HP: 10

Treasure: the technician carries 50gp in a belt pouch.

59. Ragged Craw Camp

This chamber contains several (15) bird-like creatures dressed in ragged, filthy robes, arguing vehemently in low voices. There are several wine bottles scattered around the room and a distinct smell of sour wine. Although the party can't understand the voices, it is clear that a couple of the bird-men are badly slurring their words. This is the temporary encampment of a nomadic bunch of subterranean ragged craws that have been wandering through the caverns beneath the Spire for years. On their way up into the Spire, they dashed past Iomnogoron in the fourth level in a panic, and ended up here. At this point, terrified by the entire situation, the lightning fields, the traps, and the monsters, they are arguing about whether to continue proceeding upward or to try dashing back past Iomnogoron. They are speaking in their own language in low voices, but the party will probably hear them ahead of time. They speak common, and will be overjoyed to find some potential saviors. If attacked, they will flee until cornered and then fight. They have no idea where they are or how to retrace their steps, since they pelted here at top speed. However, they can describe Iomnogoron's chamber (circle of pillars, throne, a couple of stone basins), describe Iomnogoron himself, and warn the party that he hides behind a large curtain. Their story is somewhat exaggerated; Iomnogoron is supposedly the size of a house, and casts magical fear spells (ahem). If the party does not wipe them out, the ragged craws will try to follow them at a safe distance (trying to get out of the Spire), muttering quietly among themselves. If the party tries to use one of them for any useful purpose, several of them will begin shrieking in fear, immediately calling down 1d6 lightning lampreys to investigate the noise.

Ragged Craw: HD 3; AC 9[10]; Atk 2 claws (1d4) and beak (1d3) or sleeping darts (1d2, roll Saving Throw or sleep for 1d6 rounds); Move 12; Save 14; CL/XP 3/60; Special: Detect Magic, Dispel Magic (as 4th Level Magic User).
HP: 24, 20, 12, 12, 12, 12, 12, 12, 12, 12, 12, 8, 3.

Treasure: 14 empty wine bottles, a 50-pound bag of seeds, 20 sleeping darts, 15gp, 2 full wine bottles labeled "Yarkok's Wine:

don't touch," 1 glow-geode, a 10ft pole, and a scroll containing a spell that makes the parchment it is cast from turn into a mouse.

60. Storage Area

This room contains a tall, clear crystal tube with 5 glow-geodes at the bottom (it's quite a reach to get them out). Obviously it once contained many more. The room also contains several empty boxes and chests, none of which have any use to the adventurers.

61. Crystal Cutter Storage Area

This room contains a vertical crystal cabinet in which there is a five-foot long silver implement resembling a Weedeater, with a disk at one end and a sort of handle at the other end. At the side of the box is a compartment with a hole at the top, about the size of a golf ball. The cabinet can be opened easily. The implement inside is a heavy-duty crystal cutter. The business end has the runes "ZHA" inscribed on it, and the other end has a ring attached by a short chain. When it is directed at a crystal wall, and the ring is yanked out to its full extension (it is attached to a chain about two feet long inside the cutter), the other end of the cutter begins whirring, and any crystal in its path will begin dissolving. The cutter has ten charges, and cuts through ten feet of crystal with each charge. If the cutter is directed at a living being within ten feet, it will inflict 2d6 points of damage with no saving throw and no to-hit roll (this expends one charge). If the cutter is in the cabinet and a glow-geode is placed in the adjacent box, the cabinet will glow for a moment and the cutter will recharge (5 charges). The maximum number of charges it can hold is ten. The stairs lead down to location 67 on the fourth level, through a broad iron tube.

62. Second Machine Room

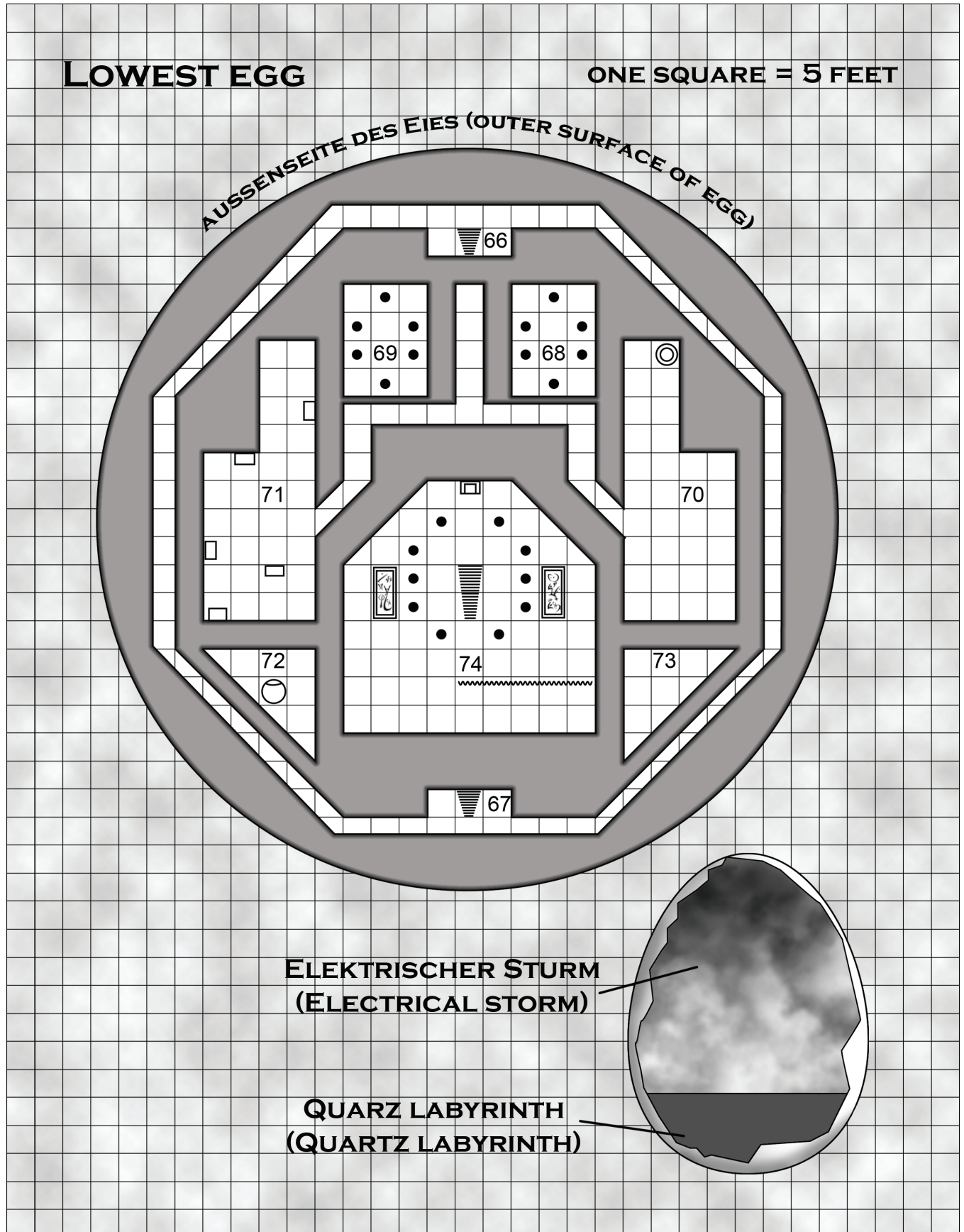
This room contains two machines. One glows and hums softly, the other is dark and appears to have been chewed upon by something big. There is a glow-geode underneath the dead machine, which rolled underneath in the days when the machines were in use, without anyone noticing. The functional machine has a door on the top somewhat like a washing machine, and a tall funnel (with a hole inside about the size of a golf ball). If a weapon is placed into the machine, and a glow geode is rolled into the funnel, the machine will enchant the weapon to +1 (and no more than +1). Glow-geodes rolled into the funnel when there is not a weapon inside are not destroyed, but they can't be retrieved, either. They can be seen down there if someone peers into the funnel, but they are stuck until a weapon is placed in the machine. When the machine is used successfully, of course, the glow-geode is consumed in the process.

63. Identical Statue Room Two

This room contains the statue of a creature that is almost but not quite human. Its head is long and almost like that of an evil-looking horse. It is dressing in the flowing robes of a wizard and it carries an ornate staff. This is a statue of the wizard Iomnogoron before his self-transformations into an immortal ooze-being were completed. The room is completely identical to rooms 51 and 65.

64. Teleportal Room

This teleportal accepts teleportations from location 57. If anyone steps out of the teleportation field and then steps back in, he will be transported to area 50.



FOURTH LEVEL

65. Identical Statue Room Three

This room contains the statue of a creature that is almost but not quite human. Its head is long and almost like that of an evil-looking horse. It is dressing in the flowing robes of a wizard and it carries an ornate staff. This is a statue of the wizard Iomnogoron before his self-transformations into an immortal ooze-being were completed. The room is completely identical to **rooms 51 and 57**.

Fourth Level

Wandering Monsters

No wandering monsters are found in the fourth egg-crystal.

Location Key

66. Stair Room One

This area contains the stairs to **location 55** on the third level. This chamber has no unusual features. As with the higher egg-crystals, the top of the crystal is open-air and is charged with a lightning field.

67. Stair Room Two

This room has stairs up to **location 61** on the third level. This chamber has no unusual features. As with the higher egg-crystals, the top of the crystal is open-air and is charged with a lightning field.

68. Dead Machine Room

There is a strange machine in this room, a box with a funnel at the top and a door in the side. Crystal tubing spirals up and down the sides like intertwining vines (this machine is dead and does nothing – any glow-geodes dropped into the funnel will just roll down into the body of the machine and can be retrieved unchanged through the little door).

69. Trap Room

This room contains six pillars, each reaching only as high as the top of the wall. Anyone stepping into one of the 10x10ft areas that does not contain a pillar will instantly become coated in a hard shell of quartz. The quartz can be hammered away, in which case the person inside takes 1d6 hit points of damage, or it can be effortlessly and painlessly removed with a blast from the crystal cutter found in **location 61**.

70. Imprisoned Minion

This room contains an egg-tank that houses one of Iomnogoron's pre-human minions, still alive. It will gesture frantically to the party, pointing to the dials at the bottom of the tank and doing everything it can to persuade them to release it. This is UlwaKorm, one of the few minions who remained loyal to the wizard. However, over the course of centuries of imprisonment, he has changed his attitude and will help the adventurers to kill his former master as best he can. He cannot walk, for his preservation in the egg-tank was imperfect, and his tremendous age has taken some effect on him. However, he

will try to communicate to the best of his ability where Iomnogoron is located (drawing the large chamber on their map if they have one – or sketching it out and pointing if they do not). He will also draw a sketch picture of the wizard if he can – a stick figure inside a cone-like shape with two tentacles (the slime). He will also draw some jagged lines to try and depict the fact that Iomnogorothe can cast spells.

Korog Technician: HD 4, 10 hit points; AC 4[15]; Atk by weapon (1d8); Move 12; Save 13; CL/XP 5/240; Special: wand of paralysis (5 charges).
HP: 32

71. Living Quarters of the Slain Minions

This room apparently once served as the luxurious living quarters for several human-like creatures, although it seems to have been destroyed. A few beds, still partially intact, have been smashed against the walls, and tables are likewise bashed apart in the center of the room with other piles of broken wood that might once have been chairs. The carpets on the floor are still in good condition, except that they, and most of the broken piles of furniture, are spattered with slime. The walls, also, appear to have been splashed and speckled with the oozy, mucus-like substance. There are three piles of what look like bones here. The bones themselves are not covered in slime, but the heaviest coating of the stuff is centered around them.

Each pile of bones is non-human; these are the pre-human minions of Iomnogoron, slain when the wizard began to go mad. Inspection of any of the slime in the room reveals that it has hardened, and inspection of the bone-piles will turn up a fair amount of jewelry that the creatures were wearing when Iomnogoron killed them. (10 pieces of jewelry worth 100gp each).

72. Treasure Basin

This room contains a round, circular basin of stone, covered by a coruscating field of magical force. Inside the basin, there are several objects, vaguely visible. There are only two ways to get into the basin: using the crystal cutter from location 61 (which will strip away the force field) or smashing the stone basin, which needs a mace, hammer, or similar instrument. Smashing the basin takes 4 turns, and the noise will certainly attract Iomnogoron (location 74), who will approach over the top of the wall and attack with spells, retreating again if it seems prudent. If no one is watching the walls as the rest of the party hammers away at the basin, the encounter is likely to begin badly for the party.

Treasure: the basin contains a staff of invisibility (10 charges) which is also a +1 weapon even after the charges are used; a holy symbol that grants a +1 to turning attempts (or 5% bonus); a sword that is +1, +2 versus oozes and slimes and is able to damage creatures normally immune to sharp weapons; and a scroll of protection against dragon breath (+4 to saving throws, 10 turn duration). The total value of this treasure for scoring purposes is 5000gp.

73. Mesh Treasure-Basket Room

This room contains a complex structure of wires arranged into a sphere with effectively a very close mesh. One wire leads upward into the lightning field. The mesh sphere is electrified; this isn't apparent from looking at the wires themselves, but the wire up into the lightning field should be an obvious warning for reasoning players. Anyone immune to lightning can push aside the wires without being shocked; the wire into the lightning field cannot be cut unless the characters are able to create some sort of scissor-like apparatus; hacking at it will just sway the basket around. Pushing the

FOURTH LEVEL

wires of the basket aside with poles or cloth-covered hands doesn't allow enough precision to get through the tangle of wires, which is quite thick; only bare hands (or something ingenious the author hasn't thought of) will do the trick. The basket contains a treasure chest with 500gp inside.

74. Lair of Iomnogoron

In the center of this huge chamber, a stairwell leads downward, surrounded by bizarre crystalline carvings resembling gargoyles. The stairwell is surrounded by a circle of pillars about thirty feet in diameter. Two long stone basins of green stone stand just outside the circle of pillars, one to the west and one to the east, about ten feet from the walls. These are carved with strange runes and glyphs. There is a throne at the north end of the room, dusty and apparently unused for a long time. In the southeast corner, a long curtain mounted on sturdy iron rods closes off that part of the chamber.

The hulk of Iomnogoron is behind the curtain, where it will prepare for combat or cast spells to begin the battle, depending on what the players do.

This huge room is the lair of the creature that Iomnogoron has become. He is a desiccated, almost skeletal creature encased in a huge pillar-like glob of transparent ooze, dependent upon it for his almost immortal lifespan. The creature is no longer sane, but is cunning and still evidences a dangerous intelligence. Iomnogoron can cast spells at the same time his outer ooze attacks with its two tentacles.

Iomnogoron: HD 10; AC 4[15]; Atk 2 tentacles (1d8); Move 9; Save 5; CL/XP 14/2300; Special: Spells.
HP: 45

Iomnogoron's spells: (4/4/3/2/2):

Charm Person x3, Sleep, Detect Invisibility, Invisibility, Mirror Image, Web, Dispel Magic, Fireball, Haste, Confusion x2, Feeblemind, Teleport



FOURTH LEVEL

One Night Stands: Spire of Iron and Crystal is written under version 1.0a of the Open Game License. As of yet, none of the material first appearing in **One Night Stands: Spire of Iron and Crystal** is considered Open Game Content.

OPEN GAME LICENSE Version 1.0a

The following text is the property of Wizards of the Coast, Inc. and is Copyright 2000 Wizards of the Coast, Inc. ("Wizards"). All Rights Reserved.

1. Definitions: (a) "Contributors" means the copyright and/or trademark owners who have contributed Open Game Content; (b) "Derivative Material" means copyrighted material including derivative works and translations (including into other computer languages), potation, modification, correction, addition, extension, upgrade, improvement, compilation, abridgment or other form in which an existing work may be recast, transformed or adapted; (c) "Distribute" means to reproduce, license, rent, lease, sell, broadcast, publicly display, transmit or otherwise distribute; (d) "Open Game Content" means the game mechanic and includes the methods, procedures, processes and routines to the extent such content does not embody the Product Identity and is an enhancement over the prior art and any additional content clearly identified as Open Game Content by the Contributor, and means any work covered by this License, including translations and derivative works under copyright law, but specifically excludes Product Identity. (e) "Product Identity" means product and product line names, logos and identifying marks including trade dress; artifacts; creatures characters; stories, storylines, plots, thematic elements, dialogue, incidents, language, artwork, symbols, designs, depictions, likenesses, formats, poses, concepts, themes and graphic, photographic and other visual or audio representations; names and descriptions of characters, spells, enchantments, personalities, teams, personas, likenesses and special abilities; places, locations, environments, creatures, equipment, magical or supernatural abilities or effects, logos, symbols, or graphic designs; and any other trademark or registered trademark clearly identified as Product identity by the owner of the Product Identity, and which specifically excludes the Open Game Content; (f) "Trademark" means the logos, names, mark, sign, motto, designs that are used by a Contributor to identify itself or its products or the associated products contributed to the Open Game License by the Contributor (g) "Use", "Used" or "Using" means to use, Distribute, copy, edit, format, modify, translate and otherwise create Derivative Material of Open Game Content. (h) "You" or "Your" means the licensee in terms of this agreement.
2. The License: This License applies to any Open Game Content that contains a notice indicating that the Open Game Content may only be Used under and in terms of this License. You must affix such a notice to any Open Game Content that you Use. No terms may be added to or subtracted from this License except as described by the License itself. No other terms or conditions may be applied to any Open Game Content distributed using this License.
3. Offer and Acceptance: By Using the Open Game Content You indicate Your acceptance of the terms of this License.
4. Grant and Consideration: In consideration for agreeing to use this License, the Contributors grant You a perpetual, worldwide, royalty-free, non-exclusive license with the exact terms of this License to Use, the Open Game Content.
5. Representation of Authority to Contribute: If You are contributing original material as Open Game Content, You represent that Your Contributions are Your original creation and/or You have sufficient rights to grant the rights conveyed by this License.
6. Notice of License Copyright: You must update the COPYRIGHT NOTICE portion of this License to include the exact text of the COPYRIGHT NOTICE of any Open Game Content You are copying, modifying or distributing, and You must add the title, the copyright date, and the copyright holder's name to the COPYRIGHT NOTICE of any original Open Game Content you Distribute.
7. Use of Product Identity: You agree not to Use any Product Identity, including as an indication as to compatibility, except as expressly licensed in another, independent Agreement with the owner of each element of that Product Identity. You agree not to indicate compatibility or co-adaptability with any Trademark or Registered Trademark in conjunction with a work containing Open Game Content except as expressly licensed in another, independent Agreement with the owner of such Trademark or Registered Trademark. The use of any Product Identity in Open Game Content does not constitute a challenge to the ownership of that Product Identity. The owner of any Product Identity used in Open Game Content shall retain all rights, title and interest in and to that Product Identity.
8. Identification: If you distribute Open Game Content You must clearly indicate which portions of the work that you are distributing are Open Game Content.
9. Updating the License: Wizards or its designated Agents may publish updated versions of this License. You may use any authorized version of this License to copy, modify and distribute any Open Game Content originally distributed under any version of this License.
10. Copy of this License: You MUST include a copy of this License with

every copy of the Open Game Content You Distribute.

11. Use of Contributor Credits: You may not market or advertise the Open Game Content using the name of any Contributor unless You have written permission from the Contributor to do so.

12. Inability to Comply: If it is impossible for You to comply with any of the terms of this License with respect to some or all of the Open Game Content due to statute, judicial order, or governmental regulation then You may not Use any Open Game Material so affected.

13. Termination: This License will terminate automatically if You fail to comply with all terms herein and fail to cure such breach within 30 days of becoming aware of the breach. All sublicenses shall survive the termination of this License.

14. Reformation: If any provision of this License is held to be unenforceable, such provision shall be reformed only to the extent necessary to make it enforceable.

15. COPYRIGHT NOTICE

Open Game License v 1.0a Copyright 2000, Wizards of the Coast, Inc.

System Reference Document Copyright 2000-2003, Wizards of the Coast, Inc.; Authors Jonathan Tweet, Monte Cook, Skip Williams, Rich Baker, Andy Collins, David Noonan, Rich Redman, Bruce R. Cordell, John D. Rateliff, Thomas Reid, James Wyatt, based on original material by E. Gary Gygax and Dave Arneson.

Swords & Wizardry Core Rules, Copyright 2008, Matthew J. Finch

Monster Compendium: 0e, Copyright 2008, Matthew J. Finch


One Night Stands: Spire of Iron and Crystal, Copyright 2011, Frog God Games, Author Scott Casper.

But every night I go abroad, Afar into the land of ...


NOD




NOD is a magazine for old school gaming featuring hex-crawls in the LAND OF NOD setting




NOD #1 (\$9 print, FREE PDF)
Wyvern Coast hex-crawl, new
classes, races, random villages,
12 new deities and new
monsters; 80 pages



NOD #2 (\$9 print, \$3.50 PDF)
City of Ophir, narrative naval
combat, thief & assassin, magic
items, urban and wilderness
adventures; 80 pages



NOD #3 (\$10 print, \$3.50 PDF)
Egyptian-themed hex-crawl, 13
bestial racial classes,
elementalist and druid, Egyptian
deities; 120 pages



NOD #4 (\$10 print, \$3.50 PDF)
Golden Coast hex-crawl, new
monsters from European
folklore, new deities, two
dungeon adventures; 120 pages

Visit <http://stores.lulu.com/jmstater> to purchase or <http://matt-landofnod.blogspot.com/> for
free downloads and previews



www.tabletopadventures.com

Try Tabletop Adventures' Bits of Darkness Series for tidbits of description of those very dark places where adventurers are wont to travel.

Bits of Darkness:
Dungeons, Caverns and
Dungeons II.



t h e t o m e o f
H O R R O R S
c o m p l e t e

this is the year
you will make them cower